




The Scientific Method

Documentation of STEM Framework in

Daily Life



The lights were turned off in the classroom, and the children engaged in investigating the affordances of the flashlights that were made accessible to them in the forms of provocations.

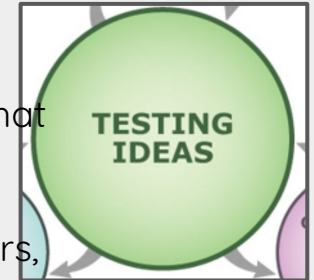
What are the children noticing?

What are the possibilities?



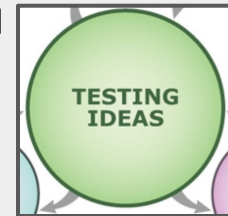
The children started by placing the flashlights on the white sheets of paper that were on the tables.


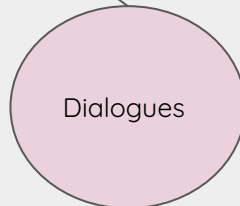
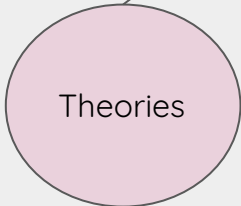

They compared the effects on their papers, and, on the papers of their friends.





Supports were added incorporating more complexity to the testing and exploration. The wooden blocks in different shapes were manipulated and moved around the classroom. The lights continued being very important materials in the experience.





More questions, more ideas: Knowledge building.

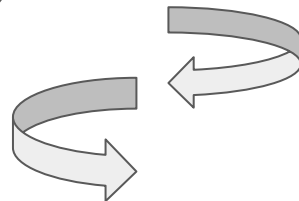


BENEFITS AND OUTCOMES

Satisfy
curiosity

Build
knowledge

Finding
inspiration



Scientific Method

Scientific Method



```
graph LR; A[Scientific Method] --- B[Non-linear process.]; A --- C[Process is not predetermined.]; A --- D[Much more dynamic, flexible and unpredictable.]; A --- E[Involves different people engaged in a variety of different activities.]; A --- F[Admits serendipity.]; A --- G[Supports personal motivation.];
```

- Non-linear process.
- Process is not predetermined.
- Much more dynamic, flexible and unpredictable.
- Involves different people engaged in a variety of different activities.
- Admits serendipity.
- Supports personal motivation.